


A good bicyclist uses proper hand signals for safety.

Do you know these hand signals?




Hand signals are used to let other drivers know which way you are turning or whether or not you're going to stop. Motorists use lights on their cars for this. Bicyclists should use their left arm. Hand signals let drivers know what you are going to do.

A good bicyclist rides...

1. With caution.
2. With good judgment.
3. With courtesy and care.


You can prevent accidents or injury by being a responsible bicyclist. Bicycling can be fun and safe too!



National Child Safety Council

Bicycling can be fun


and safe too!



Safetypup[®] says: Know the traffic signs

A good bicyclist rides by the rules

- I will be sure my bike is in good riding condition.
- I know and obey traffic signs and signals. They are meant for bicyclists too.
- I keep to the far right of the roadway or stay in bicycle paths.
- I always yield to pedestrians.
- I never carry passengers. Only one rider belongs on a bicycle built for one.
- I know and use hand signals.
- I never hitch rides on other vehicles or perform stunts on my bike.
- I keep both hands on the handlebars when riding.
- I wear light colored or reflective clothing when riding at night.
- I wear a safety helmet, elbow pads and knee pads when riding near traffic.
- I have a high flying flag on my bike so motorists can see me.



When riding a bicycle . . .

1. You are considered a driver by law.
2. You are subject to the rules of traffic signs and signals just as motorists are.
3. You should be aware of what traffic signs mean.
4. You should be alert to traffic signs.
5. You should know the rules of the road.

The law requires bicycles to be equipped with . . .

1. A head light and brakes.
2. Reflectors that are on both the front and back of the bicycle.
3. A license for your bike.

Safety check your bike

Before you ride, be sure your bike can pass the checklist test.

- Have a bright enough light on the front of your bike for use when you are riding at dusk or at night.
- Both your front and back brakes should be in good working order.
- The wheels should not wobble and tires should have enough air. Check to see if wheel bearings need oiling.
- Handlebars should be tightened to a comfortable position and handle grips firmly in place.
- The fork bearing where the handle bars connect to the frame should be lubricated regularly.
- The chain should fit snugly without any damaged links.

