

Berrien County Trial Court - Family Division

Hon. Mabel J. Mayfield, Presiding Judge

Hon. Brian S. Berger

Hon. Jennifer L. Smith



Juvenile Court Services

2018

Report Card Summary

Community Protection

The citizens of Berrien County have a right to safe and secure communities

Accountability

Juveniles who commit a crime incur an obligation to restore justice to the victim and community.

Competency Development

Youth who are under the jurisdiction of the Juvenile Justice System should acquire knowledge and skills to become productive members of society.



2018 Informal Cases/Diversion Program

Post Informal Recidivism Data

The chart below show the recidivism rates for youth that were on informal probation. The figures listed reflect the percent of youth who did not re-offend 12 months after case closure.

2018 Informal Cases/ Diversion Program Data

- **Diversion Cases Closed = 60**
- **Truancy Cases Closed = 14**

- **Re-offending data**

(while under supervision)

No new offenses = 74 out of 74 or
100%

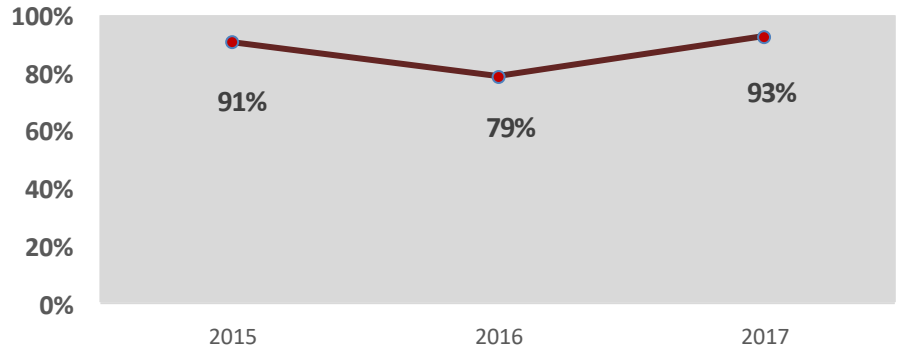
- **Community Service**

Hours ordered = 30

Hours completed = 30 or 100%

Minimum Wage Equivalent = \$277.50

Informal Probation / Diversion % Not Reoffending 12 Months Post Probation



Cases Closed: 2015 = 82

2016 = 76

2017 = 58



2018 Formal Cases

2018 Formal Cases Data

- **Formal Cases Closed = 141**
 - ◇ Plea Under Advisement = 4
 - ◇ Warn & Dismissed = 11
 - ◇ Minimum Risk = 6
 - ◇ Standard Probation = 87
 - ◇ School-Based = 18
 - ◇ Foster Care = 0
 - ◇ IPS/High Risk Standard = 8
 - ◇ RTFSP = 7

- **Re-offending data**

(while under supervision)

No new offenses = 131 out of 141 or 93%

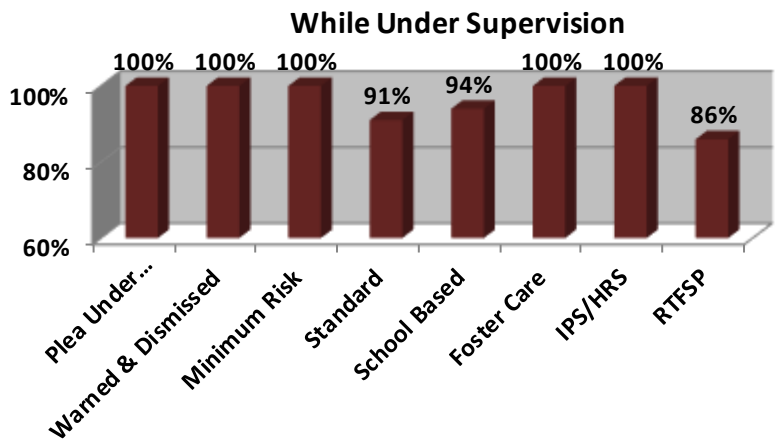
- **Community Service**

Hours ordered = 2533.5

Hours completed = 2558 or 100%

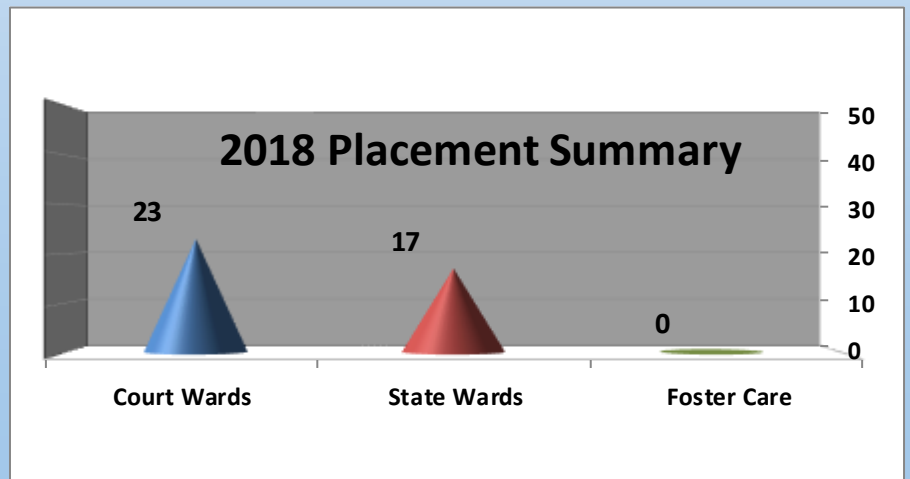
Minimum Wage Equivalent = \$23,662

2018 Formal Probation (By Supervision Type)



2018 Placement Summary

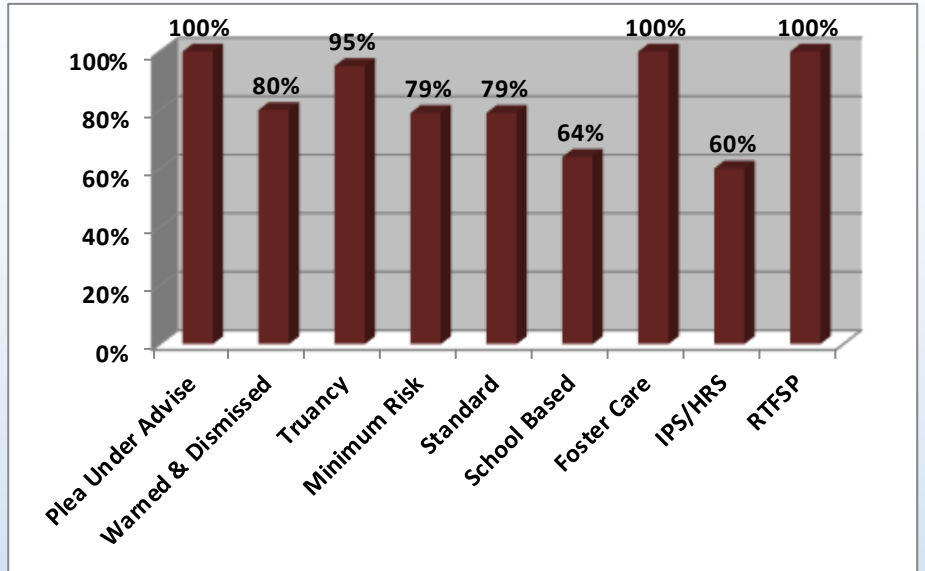
The following graph shows the number of youth involved with the juvenile justice system that were placed in Foster Care or committed to out-of-home placement as a Court ward or a State ward per Public Act 150.





Post Probation Recidivism 2017

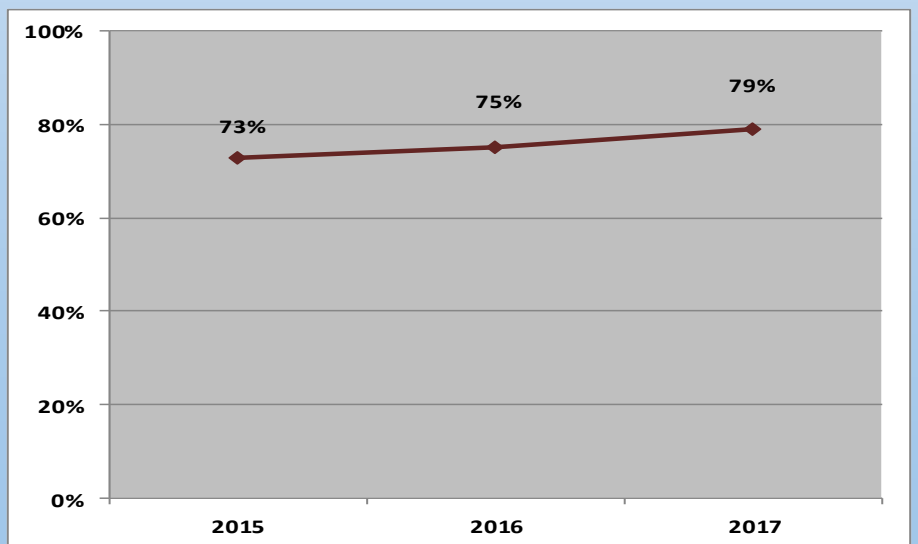
The chart below show the recidivism rates for youth that were on formal probation in 2017. The figures listed reflect the percent of youth who did not re-offend 12 months after case closures by supervision type.



Formal Cases
Continue..

Post Probation Recidivism (3 Year Trend)

The chart below show the recidivism rates for youth that were on formal probation. The figures listed reflect the percent of youth who did not re-offend 12 months after case closure.



Cases Closed: 2015 = 177

2016 = 186

2017 = 197

Both Informal/Diversion and Formal Cases

Successful Completion of Probation

Successful = 196 out of 214 or 92%

Unsuccessful = 18 out of 214 or 8%

School Status at Case Closure

Youth Enrolled = 207 out of 214 or 97%

HS Diploma = 1 received

GED = 1 received

Restitution

Amount ordered = \$51,181.81


Amount collected = \$9,423.20

Collection rate = 18%

Drug Tests

Tests administered = 385

No detection of drugs = 343 or 89%



Berrien County Trial Court - Family Division

Court Services

811 Port Street
St. Joseph, MI 49085

269.982.8615
269-982-8697 fax

www.berriencounty.org

